


NWA

ALUVALLEY[®]



C15 TILE VALLEY TRIM

TECHNICAL DATA SHEET

The Tile Valley Trim is specifically used for a dry roof valley application.

Due to the high volume of water travelling down the valley a patented water drip and multiple outlet system runs along the trim.


Tile Valley Trim permanently secures slates on valleys, eliminating the problems traditionally encountered with small slates pieces falling out.



✓ BS 8612

✓ BS 5534

bre



C15 TILE VALLEY TRIM

TECHNICAL DATA SHEET

Product Details

The Tile Valley Trim is specifically used for a dry roof valley application. Due to the high volume of water travelling down the valley a patented water drip and multiple outlet system runs along the trim.

Tile Valley Trim permanently secures slates on valleys, eliminating the problems traditionally encountered with small slates pieces falling out.

The components are manufactured from high grade pre-primed polyester coated aluminium.

Product Features

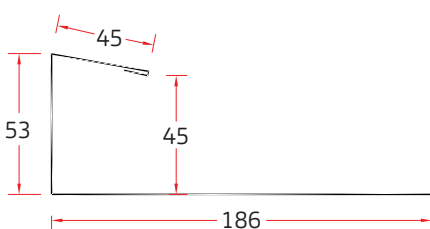
- Provides full wind uplift and rain protection.
- Patented 'Drip System' which allows for self drainage of rain water into the gutter.
- Extremely easy and quick to install.
- Requires no maintenance once installed.
- Can be fully customised.
- Extensive range of colours available.
- Removes the need to point the tiles with mortar.



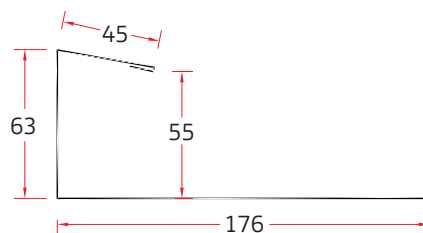
Dimensions

C15 Tile Dry Valley - Aluminium

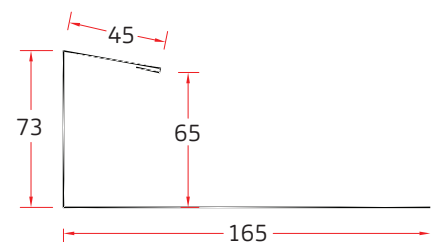
Overall length: 3050mm



C15-45



C15-55



C15-65